

English:

ASSESSMENT – PRONOUNS

****Circle the correct pronoun in the sentences given below.***

- 1) **[He/Him]** is taking the dog for a walk.
- 2) The boy is going with **[he/him]** to play.
- 3) **[We/Us]** will go with our friends to the beach.
- 4) **[I/Am]** sitting with grandmother.
- 5) Ravi is jumping with **[I/me]**.
- 6) Our friends will go with **[we/us]** to the park.
- 7) **[They/Them]** like to talk to the children.
- 8) The girls will sing with **[they/them]**.
- 9) **[She/Her]** played with the ducks in the pond.
- 10) My father is walking with **[she/her]**.

*****Read story on page 33 "The Farmer, His Son and the Donkey"***

Maths:

Inquiry in Maths

Date: 17-08-2020

Submission Date: 19-08-2020

Summative Assessment

Theme: How we organize ourselves

Conceptual Understanding: Observation, recording of data and inferring conclusion from data.

Task 1: Sumit visited zoo with his family last week. He clicked some pictures. He wants to gather information, could you help him to organize.











Observe the picture carefully, fill the table, show the data in bar graph and answer the questions.

Names of animals	Tally Marks	No. of Animals
Chimpanzee		
Tiger		
Crocodile		
Elephant		
Giraffe		

- How many animal enclosures are shown? _____
- How many crocodiles are there? _____
- What is total number of giraffes and tigers? _____
- How many more giraffes than the tigers? _____
- What is the total number of animals? _____

Task 2: People visiting different Public Places in Jaipur on a particular day. Observe the following table and answer the questions.

Place	No. of people visited
 HawaMahal	
 JantarMantar	
 Albert Hall	
 JAIPUR ZOO	

Key-  represents 50 People

1. Which is the most visited place? _____
2. How many people visited this place? _____
3. How many people visited Zoo? _____
4. Which is the least visited place? _____
5. How many people visited this place? _____
6. Number of people visited zoo and Albert Hall is equal to which place visitors? _____
7. How many visitors in all that day? _____

* Rubric

Criteria	4	3	2	1
Observation and recording of data	Demonstrates excellent understanding of concepts learnt.	Demonstrates good understanding of concepts learnt.	Demonstrates satisfactory understanding of concepts learnt.	Demonstrates some understanding of concepts learnt with prompts.
Inferring Conclusion	Demonstrates all accurately	Demonstrates some.	Demonstrates very few.	Demonstrates with guidance.

Hindi:

संयुक्त व्यंजन

पढ़ें और समझें-

- हिंदी में कुछ ऐसे व्यंजन हैं जिनका मेल होने पर उनका रूप बदल जाता है। जो संयुक्त वर्ण / व्यंजन कहलाते हैं। हिंदी वर्णमाला में चार संयुक्त व्यंजन होते हैं - क्ष, त्र, ज, श्र

क् + ष = क्ष - क्षत्रिय, क्षमा, कक्षा, पक्षी, परीक्षा, कक्ष, शिक्षा, अक्षर

त् + र = त्र - त्रिशूल, पत्र, मित्र, चित्र, मात्रा, त्रुटि, छात्र, शत्रु, मंत्र

ज् + ञ = ज्ञ - ज्ञानी, विज्ञान, आज्ञा, ज्ञान, यज्ञ, प्रतिज्ञा, अज्ञान

श् + र = श्र - श्रमिक, श्री, श्रवण, श्रेष्ठ, श्रीमान, श्रीमती, श्रोता, श्रेया

ड़ और ढ अतिरिक्त वर्ण हैं। ये किसी वर्ण के आरम्भ में नहीं आते।

अः से भी कोई शब्द शुरू नहीं होता।

अभ्यास-कार्य

- नीचे दिए गए व्यंजनों से तीन-तीन शब्द बनाएँ -

क्ष - _____

त्र - _____

ज्ञ - _____

श्र - _____

पढ़ें और समझें-

- कुछ शब्दों में कोई-कोई व्यंजन आधा बोला जाता है। ऐसे व्यंजन 'अ' स्वर से रहित होते हैं। ये व्यंजन अपने से अगले व्यंजन के साथ मिल जाते हैं। इन्हें संयुक्त व्यंजन कहते हैं; जैसे-

क्क, त्त, क्ख, न्न, प्य, च्च, स्त, स्स, च्छ, श्त, ब्ब, ल्ल आदि।

व्यंजनों के मेल से बने कुछ शब्दों को जानें ।

पक्का, छत्ता, मक्खी, गन्ना, प्यास, बच्चा, बस्ता, रस्सी, अच्छा, नाश्ता,
डिब्बा, मिट्टी, छल्ला आदि ।

अभ्यास-कार्य-

- दिए गए व्यंजनों से दो-दो शब्द बनाएँ-

१. च्च - _____

२. त्त - _____

३. स्स - _____

४. क्क - _____

५. क्ख - _____

- व्याकरण भारती में पृष्ठ १८ पढ़ें और पृष्ठ २० का अभ्यास-कार्य करें-

UOI:

Theme – *Sharing the planet*

Unwrapping of Central Idea- Human choices support earth's resources

Brain storming activity

Watch the video and reflect your understanding in the spiral notebook.

<https://www.youtube.com/watch?v=WfGMYdalCIU&feature=youtu.be>

Task -1

*My understanding
on what I saw*

Task-2 - Word search - *Resources*

RESOURCES

GK:

Watch this video to get the knowledge about different types of birds.

https://www.youtube.com/watch?v=8vL_2rF8JHU


Learners will be reading and learning about various types of birds on **the** page no.6 in the book.


Let's Fly


4


Animals and Plants


Birds fly in the sky. They have two wings and one beak. They look beautiful.


 This is a **pigeon**. In ancient times, it was used to carry letters from one place to another.


 This is a **woodpecker**. It makes its nest in the holes of trees.


 This is a **peacock**. It is our National Bird. It has beautiful feathers.

 This is an **owl**. It hunts at night. It can eat frogs, rats and small birds.

 This is a **parrot**. It has a curved beak and four toes.

 This is a **kingfisher**. It is a very colourful bird.

 This is an **ostrich**. It cannot fly, but it can run very fast. It lays the largest bird egg in the world.

 This is a **hummingbird**. It is the only bird in the world which can fly backwards.

Did You Know? Ostriches can run faster than horses and the males can roar like lions.

2020-8-13 15:03

6

Fill in the blanks:

Peacock

Pigeon

tree

colourful

Hummingbird

fly

Owl

curved

1. _____ is our National bird.
2. Kingfisher is a very _____ bird.
3. _____ hunts at night.
4. Woodpecker makes its nest in the holes of _____.
5. _____ used to work as a postman.
6. Ostrich cannot _____.
7. Parrot has _____ beak.
8. _____ can fly backwards.

A large number of insects are found in our surroundings. They are of different colours and sizes.

Can you identify the insects shown below?



HELP BOX

- Ants
- Cricket
- Butterfly
- Ladybird
- Dragonfly
- Honeybee
- Cockroach
- Firefly

***Do this work as homework on the page no. 3.

Music:

https://youtu.be/Li8ggRQv_Ec

Watch the video and practice the song.

Creya:

Module-Reduce Reuse Recycle

Project 1 Reusable Cup

<https://youtu.be/ueA20Rde5o4>

Watch the video and revise your learning